


KNOWLEDGEBASE


Support and Help	(1186)
On Demand Videos	(94)
Downloads	(54)
Service Updates and Known Issues	(59)




ClubRunner

Like Page


Be the first of your friends to like this





ClubRunner
20 hrs

This week, we're at the #Rotary SoCalNev PETS. If you're attending, drop by and meet Jeffrey from our team.



3 Comment Share

Follow @clubrunner

Knowledgebase: [Support and Help](#) > [Knowledgebase Articles](#) > [District Version](#) > [Clubs and Membership](#) > [Membership Management](#)

View and update all club members



Posted by Pieter van Hiel on 23 December 2014 12:42 PM

To view the membership list for a club:

- Login and go to the **Admin** page.
- Click on **Clubs & Membership Details** under the "District, Clubs & Membership" section.
- Click on **Members** next to the club. This will show you the club members for that club.
- To view or update the profile for that member, click on **Edit**. If you do make changes, remember to press the **Save** button at the bottom of the page.

NOTE: Only active members are displayed in the Members link. To view all members/users for a club (e.g. honorary, ex, staff, exchange students, etc), click on **Other Users** from the main club listing page.

★★★★☆ (72 vote(s)) Helpful Not helpful

Tweets by @ClubRunner



ClubRunner Services
@ClubRunner

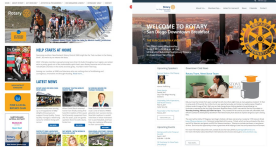
#Rotary Club of Hampton Bays, Waverly, Bargara, Weston, Taieri, Twin Rivers, Yuma North End & Menomonie Noon - Welcome to #ClubRunner!

07 Feb



ClubRunner Services
@ClubRunner

Looking for some inspiration for your own #ClubRunner website? Check out a few websites using our Next-Gen themes! bit.ly/2i1RbsA



03 Feb



ClubRunner Services
@ClubRunner

Embed

[View on Twitter](#)

[Help Desk Software](#) by Kayako